

JOSEPH A. JACHIMCZYK, M.D., J.D.
FORENSIC PATHOLOGIST
ATTORNEY AT LAW
CHIEF MEDICAL EXAMINER



(713) 791-7214
(713) 791-7568

OFFICE OF THE MEDICAL EXAMINER
OF HARRIS COUNTY
1700 HOLCOMBE
SUITE 100
HOUSTON, TEXAS 77030
SUPPLEMENTAL AND FINAL AUTOPSY REPORT

August 14, 1973

Case 73 - 3366

September 13, 1983

PATHOLOGICAL DIAGNOSIS ON THE BODY

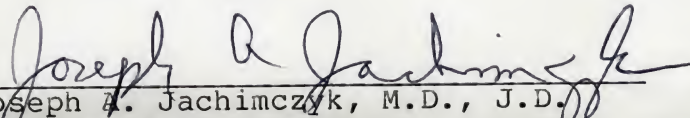
OF

Unknown #19

Asphyxia due to strangulation.

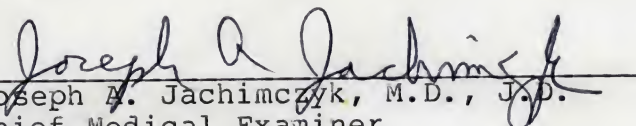
OPINION

It is our opinion that the decedent,
Unknown #19, came to his death as a
result of asphyxia due to strangulation,
Homicide.


Joseph A. Jachimczyk, M.D., J.D.
Chief Medical Examiner

SUPPLEMENT

This unknown decedent was this date
identified as Richard Allen Kepner,
5196 6th Street, Humble, Texas.


Joseph A. Jachimczyk, M.D., J.D.
Chief Medical Examiner

(See Companion Cases 73-3365, 73-3408,
73-3409, 73-3412 and 73-3413.)

JOSEPH A. JACHIMCZYK, M.D., J.D.
FORENSIC PATHOLOGIST
ATTORNEY AT LAW
CHIEF MEDICAL EXAMINER



228-8311
EXT. 671 (DAY)
EXT. 212 (NIGHT)

OFFICE OF THE MEDICAL EXAMINER
OF HARRIS COUNTY

HARRIS COUNTY COURT HOUSE
HOUSTON, TEXAS 77002

AUTOPSY REPORT

Case 73 - 3366

August 14, 1973

PATHOLOGICAL DIAGNOSIS ON THE BODY

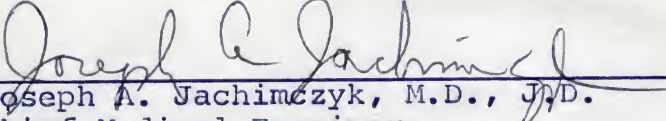
OF

Unknown #19

Asphyxia due to strangulation.

OPINION

It is our opinion that the decedent,
Unknown #19, came to his death as a
result of asphyxia due to strangulation -
Homicide.


Joseph A. Jachimczyk, M.D., J.D.
Chief Medical Examiner

(See Companion Cases 73-3365, 73-3408, 73-3409, 73-3412 and 73-3413)

POSTMORTEM EXAMINATION ON THE BODY OF

UNKNOWN #19

HISTORY: These remains were found at High Island, Texas, by Chambers County Sheriff's Department and Houston Police Department Officers, in a shallow grave on the beach at High Island, approximately 700 yards east of the grave of Unknown #18, 73 - 3365, at 3:40 p.m. on August 10, 1973. (See Companion Cases 73 - 3365, 73 - 3408, 73 - 3409, 73 - 3412 and 73 - 3413.)

AUTOPSY: The autopsy was performed by Chief Medical Examiner Joseph A. Jachimczyk, M.D., assisted by Assistant Medical Examiners G. Sheldon Green, M.D., and Ethel E. Erickson, M.D., and Dr. Paul G. Stimson, beginning at 4:00 p.m. on August 14, 1973, in the Harris County Morgue.

EXTERNAL APPEARANCE: The total contents of the clear plastic crashbag weighed 50 pounds. Postmortem Xrays of the entire crashbag did not reveal any radiopaque objects. Within the sack were skeletal remains with a very small amount of lime destroyed tissues, and long brown hair, measuring up to 8-1/2 inches in length at the crown. Within a plastic baggie, there was a mandible with a number of teeth in it and a dime. Also within the remnants, there was a small cardboard note "Found at Scene #1", signed "Wesley King". There was a blue-green towel of the type used at filling stations to wipe windshields. There were no other items of apparel present in the crashbag. The skull had black fungus on its surface. The bones recovered included two humeri, two tibias, two femurs, two ulnas, two radii, two clavicles, two fibulas, twenty ribs, four metacarpal bones, five bones from the foot, the sacrum, the lumbar vertebrae and one thoracic still attached, and seven loose vertebrae, eleven additional vertebrae from the thoracic and cervical area, pelvis, and two scapulae.

The following bones were present: the skull, intact; mandible, intact; cervical vertebrae 1 through 7; thoracic vertebrae 1 through 12; lumbar vertebrae 1 through 5; sacrum; right and left pelvic bones, showing stage 1 fusion of the iliac crests; right and left clavicles, with stage 0 fusion of the proximal epiphyses and stage 4 fusion of the distal epiphyses; right and left scapulae, showing stage 4 fusion of the coracoid and acromion with stage 0 fusion of the medial margin and the distal angle; right and left humerus, with stage 4 fusion of the proximal and distal epiphyses; right and left ulna,


with stage 4 fusion of the proximal epiphyses and stage 3 fusion of the distal epiphyses; right and left radius with stage 4 fusion of the proximal epiphyses and stage 3 fusion of the distal epiphyses; right ribs 1 through 9; left ribs 1 through 11; right and left femur with stage 4 fusion of the proximal and distal epiphyses; right and left tibia with stage 4 fusion of the proximal and distal epiphyses; right and left fibula, with stage 4 fusion of the proximal and distal epiphyses; left calcaneus; left navicular; left first cuneiform; left third cuneiform; and left metatarsals 1, 2, 3 and 4.

ESTIMATE OF AGE: The age was estimated to be approximately 18-19 years, based upon the appearance of the symphysis pubis and the stage of fusion of the epiphyses.

ESTIMATE OF STATURE: The length of the femur was 45.1 centimeters. Stature based upon the formula of Trotter and Gleaser, white males, the height was 66-1/4 inches. Stature estimated from the general formula of Dupersius and Hatten, males, the height was 66-3/4 inches. The probable range of stature, therefore, was estimated to be 65-1/2 inches to 68 inches.

DENTAL EXAMINATION

Utilizing the Universal System, the upper right first bicuspid, tooth #5, has been extracted. There are diastemas between the upper right cuspid and lateral, number 6 and 7, the upper right lateral and central, number 7 and 8, the upper left central and lateral, number 9 and 10; the upper left first bicuspid has been extracted, number 12. There is an occlusal amalgam in the upper left second molar, tooth 14. There is an endodontic procedure in progress in the lower left second molar, tooth 18. There is a gold crown present on the lower left first molar, number 19. The lower left first bicuspid, tooth 21, has been extracted. The lower right first bicuspid, number 28, has been extracted. An occlusal amalgam is present in the lower right first molar, tooth 30. The lower right second molar, tooth 31, has been extracted. Caries are present in the following teeth: upper right second molar, distal and occlusal caries, number 2; upper right first molar, distal and occlusal caries, number 3; upper left second molar, distal and occlusal caries, number 15. Jaw relationships are normal. Calculus is moderate.


Paul G. Stimson, D.D.S., M.S.

SUPPLEMENTAL REPORTDENTAL EXAMINATION

On September 13, 1983, at 9:15 a.m., I was given two envelopes addressed to the Medical Examiner from JoAnne Kepner, 1990 Lakecreek, Kingwood, Texas. These envelopes contained various dental records, a photograph and other material on Mrs. Kepner's son, Richard Kepner. One of these was from Dr. William S. Brandhorst, Incorporated, 2021 North Ballas Road, #225, St. Louis, Missouri. The letter was dated August 31, 1983 and he discussed his orthodontist treatment of Richard (Rick) Kepner. It stated the four bicuspid teeth were extracted and the patient was wearing a retainer when he transferred from Dr. Brandhorst's office in May 1968. The second set of record furnished were from Dr. Jack L. Taylor, 9818 Memorial Drive, Humble, Texas. These consisted of clinical charts, radiographs and treatment radiographs of an endodontic procedure. In comparing the two records, those from Drs. Brandhorst and Taylor as compared to unidentified 73 - 3366, the #5 maxillary right bicuspid was extracted in both records. There was a space present in #6 and #7, a space was present in the colored photograph sent by Mrs. Kepner. There was a space between #9 and #10, also in the photograph. On #14, there was an occlusal amalgam in both cases. On #18, there was an endodontic procedure in both records, (Dr. Taylor's and Case 73 - 3366) showed a broken instrument present. On #19, there was a gold crown in both records with an endodontic procedure. On #21, it was extracted in both records. On #28, it was extracted in both records. On #30, there was an occlusal amalgam in both records. On #31, it was extracted of 73 - 3366, however it was present in the records of Dr. Taylor on September 16, 1969.

There were 11 points of exact comparison, three of which are extremely unique (the endodontic procedure with the broken instrument in #18, the mandibular left 2nd molar and the gold crown with the endodontic procedure in #19, the mandibular left 1st molar). There is one discrepancy, that in the unidentified records #31, the mandibular right 2nd molar had been extracted. This was present in the records of Dr. Taylor, however, there was caries (decay) at the time of examination on September 16, 1969. It is highly probable this tooth was extracted by another dentist, which we do not have a record of. Comparing the knowns and unknowns as for the caries (decay) present at the time of the examination in 1969 with the unknown 73 - 3366, there were three more points of comparison.

Richard Kepner

Case 73 - 3366

- 6 -

Opinion: Based on the 11 points of exact comparison, three of which are extremely unique, it is my opinion that unknown 73 - 3366 (#19), is the remains of Richard Kepner, whose date of birth was September 17, 1953, as portrayed in the records of Dr. Jack L. Taylor, 9818 Memorial Drive, Humble, Texas.

Paul G. Stimson

Paul G. Stimson, D.D.S, M.S.
Diplomate of American Boards
of Forensic Odontology
and Oral Pathology

POINTS OF COMPARISON

Unidentified #19	Records of Dr. Jack Taylor 9818 Memorial Drive Humble, Texas 77338
#5 extracted	#5 extracted
#6 - 7 space	#6 - 7 space
#7 - 8 space	#7 - 8 space
#9 - 10 space	#9 - 10 space
#14 occlusal amalgam	#14 occlusal amalgam
#18 endodontic procedure (broken instrument)	#18 endodontic procedure (broken instrument)
#19 gold crown (endodontic procedure)	#19 gold crown (endodontic procedure)
#21 extracted	#21 extracted
#28 extracted	#28 extracted
#30 occlusal amalgam	#30 occlusal amalgam
#31 extracted	#31 present on September 16, 1969

There were 11 points of comparison, three extremely unique (#18 endodontic procedure with broken instrument, #19 gold crown with endodontic procedure).

There was one discrepancy, #31 was extracted between September 16, 1969 and the time of disappearance, November 1972. Caries (decay) was present at time of examination on September 16, 1969.

73-3366

994.7
E963

Texas Department of Health — BUREAU OF VITAL STATISTICS

STATE OF TEXAS

CERTIFICATE OF DEATH

STATE FILE NO.

1. NAME OF DECEASED [Type or print] Richard Alan Kepner			[a] First		[b] Middle		[c] Last		2. SEX Male	3. DATE OF DEATH 8-10-73 found		
4. RACE White		5a. WAS THE DECEDENT OF SPANISH ORIGIN? no		5b. IF YES, SPECIFY MEXICAN, CUBAN, PUERTO RICAN, ETC. - - - -		6. DATE OF BIRTH 9/17/53		7. AGE [In years last birthday]		IF UNDER 1 YEAR Months Days		IF UNDER 24 HRS. Hours Minutes
8a. PLACE OF DEATH — COUNTY Chambers				8b. CITY OR TOWN [If outside city limits, give precinct no.] Pct. 1			8c. NAME OF [If not in hospital, give street address] HOSPITAL OR INSTITUTION Beach at High Island				8d. INSIDE CITY LIMITS? No	
9. MARRIED, NEVER MARRIED, WIDOWED, DIVORCED [Specify] Never Married		10. BIRTHPLACE [State or foreign country] Illinois		11. CITIZEN OF WHAT COUNTRY? U.S.A.		12. WAS DECEDENT EVER IN U.S. ARMED FORCES? no		13. SURVIVING SPOUSE [If wife, give maiden name] - - - - -				
14. SOCIAL SECURITY NO.			15a. USUAL OCCUPATION [Give kind of work done during most of working life, even if retired]					15b. KIND OF BUSINESS OR INDUSTRY				
16a. RESIDENCE — STATE			16b. COUNTY		16c. CITY OR TOWN [If outside city limits, show rural]			16d. STREET ADDRESS [If rural, give location]			16e. INSIDE CITY LIMITS?	
17. FATHER'S NAME Jack L. Kepner					18. MOTHER'S MAIDEN NAME Jo Ann Berry					19. SIGNATURE OF INFORMANT <i>Joseph Kepner</i>		
CAUSE OF DEATH PART I	20. IMMEDIATE CAUSE [Enter only one cause per line for (a), (b), (c)]											
	(a) Asphyxia due to strangulation.											
	(b) DUE TO, OR AS A CONSEQUENCE OF:											
PART II	OTHER SIGNIFICANT CONDITIONS — CONDITIONS CONTRIBUTING TO DEATH BUT NOT RELATED TO CAUSE GIVEN IN PART I (a)											
	21. AUTOPSY? Yes											
22a. ACC., SUICIDE, HOM., UNDET., OR PENDING INVEST. [Specify] Homicide		22b. DATE OF INJURY [Mo., Day, Yr.] 8-10-73		22c. HOUR OF INJURY UNK.		22d. DESCRIBE HOW INJURY OCCURRED M. Strangled.						
22e. INJURY AT WORK [Specify yes or no] No		22f. PLACE OF INJURY—At home, farm, street, factory, office building, etc. [Specify] Beach at High Island				22g. LOCATION Chambers		STREET OR R.F.D. NO. Pct. 1		CITY OR TOWN STATE Texas		
CERTIFIER To be completed by CERTIFYING PHYSICIAN only	23a. To the best of my knowledge, death occurred at the time, date, and place and due to the cause(s) stated [Signature and Title]						24a. On the basis of examination and/or investigation, in my opinion death occurred at the time, date, and place and due to the cause(s) stated [Signature and Title] <i>Joseph A. Jachimczyk, M.D.J.D.</i> Chief Medical Examiner.					
	23b. DATE SIGNED [Mo., Day, Yr.]			23c. HOUR OF DEATH			24b. DATE SIGNED [Mo., Day, Yr.] 9-14-83			24c. HOUR OF DEATH UNK.		
	23d. NAME OF ATTENDING PHYSICIAN [Type or print]						24d. PRONOUNCED DEAD [Mo., Day, Year] ON 8-10-73found			24e. PRONOUNCED DEAD [Hour] AT 8-10-73found		
25a. BURIAL, CREMATION, REMOVAL [Specify]				25b. DATE 9/14/83			25c. NAME OF CEMETERY OR CREMATORY Brookside Memorial Park					
25d. LOCATION [City, town, or county]				[State]			25. SIGNATURE OF FUNERAL DIRECTOR OR PERSON ACTING AS SUCH William P. Hudson #7852 Humble Funeral Home					
27a. REGISTRAR'S FILE NO.			27b. DATE REC'D BY LOCAL REGISTRAR			27c. SIGNATURE OF LOCAL REGISTRAR						

VS-112, REV. 1/80

INVESTIGATOR'S REPORT

PAGE ONE

- () AUTOPSY
- () VIEW
- () INQUEST ONLY

Investigator WINGO

Case No. 73-3366

Decedent RICHARD ALLEN KEPNER Race W Sex M Age 19(72) D.O.B. 9-17-53

Home Address _____ Telephone _____

Date of Death _____ TIME _____ () A.M. — () P.M. — FOUND () YES () NO ()

Place of Death _____ City/County _____ Precinct _____ Telephone _____
 _____ HOSPITAL CHART NO. _____

M.E. Notified: DATE: _____ TIME: _____ () A.M. — () P.M.
 DATE: _____ TIME: _____ () A.M. — () P.M.

Place of Inquest _____

Informant _____

Next of Kin JOANNE KEPNER Address _____ Relationship MOTHER

Next of Kin Notified by CECIL WINGO Date 9-13-83 A.M. P.M. Telephone 3582304

Personal Physician _____ Address _____ Telephone _____

Location, Position, and Surroundings of Body: _____

Clothing: _____

INFORMATION THIS DECEASED, #19, ASSIGNED ML73-3366 WAS LAST SEEN ON NOV. 11, 1972 AT HIS MOTHER'S RESIDENCE, 1610 Hilltop St., Humble. THIS WAS ON A FRIDAY, DECEASED TOLD HIS MOTHER "I WILL SEE YOU SUNDAY. INFORMATION CONCERNING THIS DECEASED WAS FURNISHED BY HIS MOTHER ON 8-12-83. SUBSEQUENTLY, ON 9-8-83 INFORMATION FROM A WILLIAM S. BRANDHORST, D.D.S., ST. LOUIS, MO., WAS RECEIVED BY THIS OFFICE VIA THE MOTHER - ON 9-12-83 THIS OFFICE RECEIVED BY REGISTERED MAIL, AGAIN VIA THE MOTHER, DENTAL X RAYS RECORDS FROM THE OFFICE OF JACK TAYLOR, D.D.S., HUMBLE, TEXAS. SEE PAGES TWO

M.E. Photos () Yes () No Police Agency _____ Case No. _____

Property _____

Funeral Home Transporting Decedent _____ () Requested
 () Dispatched

Funeral Home Receiving Decedent _____

INVESTIGATOR'S REPORT

PAGE TWO

- AUTOPSY
- VIEW
- INQUEST ONLY

Investigator Wingo

Case No. 73-3366

Decedent RICHARD ALLEN KEPNER Race W Sex M Age 19(72) D.O.B. 9-17-53

Home Address _____ Telephone _____
 A.M. — P.M. — FOUND YES NO

Date of Death _____ TIME _____

Place of Death _____ City/County _____ Precinct _____ Telephone _____
 HOSPITAL CHART NO. _____

M.E. Notified: DATE: _____ TIME: _____ A.M. — P.M.

M.E. Notified: DATE: _____ TIME: _____ A.M. — P.M.

Place of Inquest _____

Informant _____

Next of Kin	Address	Relationship

Next of Kin Notified by	Date	A.M. P.M. Time	Telephone

Personal Physician	Address	Telephone

Location, Position, and Surroundings of Body: _____

Clothing: _____

INFORMATION THE REMAINS OF THIS OSCI WERE FOUND AT 3:40 P.M., ON 8-10-73, AT HIGH ISLAND, TEXAS, CHAMBERS IN THE SAME VICINITY AS ML #S 73-3365, 73-3408, 73-3409, 73-3412 & 73-3413. ON 9-13-83, PAUL STIMSON, D.D.S., FORENSIC ODONTOLOGIST USING KNOWN DENTAL CHARACTERISTICS OF ML 73-3366 IN COMPARISON WITH RECORDS FURNISHED BY DR DOCTORS BRANDHORST & TAYLOR WAS ABLE TO MAKE CONCLUSIVE IDENTIFICATION OF RICHARD ALLEN KEPNER

M.E. Photos Yes No Police Agency _____ Case No. _____

Property _____

Funeral Home Transporting Decedent _____ Requested Dispatched

Funeral Home Receiving Decedent _____

THE STATE OF TEXAS:

73-3366

COUNTY OF HARRIS:

DATE: 9/14/83

DECEDENT: Richard Alan Kepner D.O.B. 9/17/53 AGE 19

ADDRESS: _____ RACE White SEX Male

STATE: Texas

I, Jo Anna Kepner bearing the relationship of Mother

_____ hereby acknowledge that I am the legal next-of-kin/

guardian of the deceased Richard Alan Kepner

and request that the body be released from the custody of the Harris County Medical Examiner's Office to _____

Humble Funeral Home Funeral Directors/Embalming Service.

SIGNED: *Jo Anna Kepner* WITNESS: _____

ADDRESS: 1990 Lake Creek Dr. ADDRESS: 19010 Wilson Rd.
Kingwood, Texas

TELEPHONE: 358-2304 TELEPHONE: 446-2138